




**MINUTES OF COUNTY FINANCES  
TREASURER'S REPORT**

IN THE MATTER OF COUNTY FINANCES  
IN THE HANDS OF  
MARY HORTON, TREASURER  
OF JACKSON COUNTY, TEXAS


COMMISSIONERS' COURT  
JACKSON COUNTY, TEXAS  
IN REGULAR SESSION  
JULY TERM 2019

IN ACCORDANCE with Section 114.026, Local Government Code, we, the undersigned, constituting the entire Commissioners' Court of said County, certify that on the 23rd day of July 2019, at the Regular term of Court, we compared and examined the monthly report of Mary Horton, Treasurer of Jackson County, Texas, for June 2019, and finding the same correct, entered an order in the Minutes approving said report, which states total cash and other assets on hand as: \$9,739,093.75.

  
\_\_\_\_\_  
Jill S. Sklar, County Judge

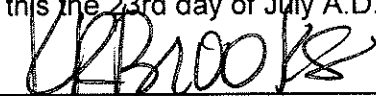
  
\_\_\_\_\_  
Wayne Hunt, Commissioner Pct. #1

\_\_\_\_\_  
Wayne Bubela, Commissioner Pct. #2

  
\_\_\_\_\_  
Johnny E. Belicek, Commissioner Pct. #3

  
\_\_\_\_\_  
Dennis Karl, Commissioner Pct. #4

SWORN TO AND SUBSCRIBED BEFORE ME, by Jill S. Sklar, County Judge, and County Commissioners of said Jackson County, each respectively, on this the 23rd day of July A.D., 2019.

  
\_\_\_\_\_  
Attest: Katherine R. Brooks, County Clerk

FILED FOR RECORD THIS the 23rd day of July A.D., 2019, and recorded on the 23rd day of July A.D., 2019.

\_\_\_\_\_  
Katherine R. Brooks, County Clerk and  
Ex-Officio Clerk of the Commissioners'  
Court in and for Jackson County, Texas

By: \_\_\_\_\_  
Deputy

	BEGINNING BALANCE	TOTAL DEBITS	TOTAL CREDITS	ENDING BALANCE	AVERAGE DAILY BALANCE
<b>GENERAL</b>					
10 -000-1020 CHANGE FUND/PETT	2,046.00	0.00	0.00	2,046.00	2,046.00
10 -000-1030 CASH IN BANK	12,141.74	645,166.15	652,337.96CR	4,969.93	68,511.95CR
10 -000-1034 CASH IN BANK -	12,297.06	4,586.75	12,726.06CR	4,157.75	3,099.77
10 -000-1040 CASH IN TEX POOL	256,800.57	502.59	0.00	257,303.16	256,817.32
10 -000-1042 CASH IN TEXAS CL	5,954,472.77	67,643.35	300,000.00CR	5,722,116.12	5,942,741.42
10 -000-1045 CASH IN T BILLS	0.00	0.00	0.00	0.00	0.00
10 -000-1046 CASH IN C.D.'S	18,124.80	34.26	0.00	18,159.06	18,147.64
10 -000-1051 CASH IN ESCROW-L	0.00	0.00	0.00	0.00	0.00
10 -000-1060 CASH IN MONEY MA	75,804.22	125.86	0.00	75,930.08	75,808.42
<b>FUND 10 TOTAL</b>	<b>6,331,687.16</b>	<b>718,058.96</b>	<b>965,064.02CR</b>	<b>6,084,682.10</b>	<b>6,230,148.62</b>
<b>PERMANENT IMPROVEMENT</b>					
12 -000-1030 CASH IN BANK	49.57	0.13	0.00	49.70	49.57
12 -000-1040 CASH IN TEX POOL	0.00	0.00	0.00	0.00	0.00
12 -000-1042 CASH IN TEXAS CL	905,812.82	1,866.75	0.00	907,679.57	905,875.05
<b>FUND 12 TOTAL</b>	<b>905,862.39</b>	<b>1,866.88</b>	<b>0.00</b>	<b>907,729.27</b>	<b>905,924.62</b>
<b>COMMISSARY TELEPHONE</b>					
15 -000-1030 CASH IN BANK	406.98	4,471.31	375.69CR	4,502.60	1,993.51
15 -000-1040 CASH IN TEXPOOL	0.00	0.00	0.00	0.00	0.00
15 -000-1042 CASH IN TEXAS CL	51,700.00	106.44	106.44CR	51,700.00	51,700.00
<b>FUND 15 TOTAL</b>	<b>52,106.98</b>	<b>4,577.75</b>	<b>482.13CR</b>	<b>56,202.60</b>	<b>53,693.51</b>
<b>DISTRICT ATTORNEY-HOT CHK</b>					
17 -000-1030 CASH IN BANK	37.19	0.00	0.00	37.19	37.19
17 -000-1040 CASH IN TEX POOL	0.00	0.00	0.00	0.00	0.00
17 -000-1042 CASH IN TEXAS CL	7,200.00	14.82	14.82CR	7,200.00	7,200.00
<b>FUND 17 TOTAL</b>	<b>7,237.19</b>	<b>14.82</b>	<b>14.82CR</b>	<b>7,237.19</b>	<b>7,237.19</b>
<b>ELECTIONS ADMINISTRATION</b>					
18 -000-1030 CASH IN BANK	4,055.02	0.00	0.00	4,055.02	4,055.02
18 -000-1042 CASH IN TEXAS CL	0.00	0.00	0.00	0.00	0.00
<b>FUND 18 TOTAL</b>	<b>4,055.02</b>	<b>0.00</b>	<b>0.00</b>	<b>4,055.02</b>	<b>4,055.02</b>
<b>FORFEITURE-DIST ATTORNEY</b>					
19 -000-1030 CASH IN BANK	75.87	1,600.00	1,654.09CR	21.78	463.88CR

	BEGINNING BALANCE	TOTAL DEBITS	TOTAL CREDITS	ENDING BALANCE	AVERAGE DAILY BALANCE
9 -000-1040 CASH IN TEXPOOL	0.00	0.00	0.00	0.00	0.00
9 -000-1042 CASH IN TEXAS CL	302,323.58	622.41	1,600.00CR	301,345.99	302,024.33
<b>FUND 19 TOTAL</b>	<b>302,399.45</b>	<b>2,222.41</b>	<b>3,254.09CR</b>	<b>301,367.77</b>	<b>301,560.45</b>
<b>ORFEITURE-SHERIFF</b>					
1 -000-1030 CASH IN BANK	257.02	212.71	200.92CR	268.81	277.91
1 -000-1040 CASH IN TEXPOOL	0.00	0.00	0.00	0.00	0.00
1 -000-1042 CASH IN TEXAS CL	53,177.54	109.61	0.00	53,287.15	53,181.19
<b>FUND 21 TOTAL</b>	<b>53,434.56</b>	<b>322.32</b>	<b>200.92CR</b>	<b>53,555.96</b>	<b>53,459.10</b>
<b>ECHNOLOGY FUND</b>					
3 -000-1030 CASH IN BANK	767.46CR	1,192.12	0.00	424.66	309.66CR
3 -000-1040 CASH IN TEXPOOL	0.00	0.00	0.00	0.00	0.00
3 -000-1042 CASH IN TEXAS CL	98.00	0.25	0.25CR	98.00	98.00
<b>FUND 23 TOTAL</b>	<b>669.46CR</b>	<b>1,192.37</b>	<b>0.25CR</b>	<b>522.66</b>	<b>211.66CR</b>
<b>UV PROB DISCRETIONARY</b>					
4 -000-1030 CASH IN BANK	2,191.08	30.00	0.00	2,221.08	2,215.08
4 -000-1042 CASH IN TEXAS CL	0.00	0.00	0.00	0.00	0.00
<b>FUND 24 TOTAL</b>	<b>2,191.08</b>	<b>30.00</b>	<b>0.00</b>	<b>2,221.08</b>	<b>2,215.08</b>
<b>JUVENILE PROBATION GRANTS</b>					
5 -000-1030 CASH IN BANK	5,997.10	11,459.30	15,594.17CR	1,862.23	4,445.12
5 -000-1040 CASH IN TEXPOOL	0.00	0.00	0.00	0.00	0.00
5 -000-1042 CASH IN TEXAS CL	52,161.16	107.51	0.00	52,268.67	52,164.74
<b>FUND 25 TOTAL</b>	<b>58,158.26</b>	<b>11,566.81</b>	<b>15,594.17CR</b>	<b>54,130.90</b>	<b>56,609.86</b>
<b>AW LIBRARY</b>					
6 -000-1030 CASH IN BANK	257.10	210.00	52.49CR	414.61	290.36
6 -000-1042 CASH IN TEXAS CL	8,300.00	17.11	17.11CR	8,300.00	8,300.00
<b>FUND 26 TOTAL</b>	<b>8,557.10</b>	<b>227.11</b>	<b>69.60CR</b>	<b>8,714.61</b>	<b>8,590.36</b>
<b>ROSE-LAW ENF OFFICERS ED</b>					
7 -000-1030 CASH IN BANK	142.11	0.00	0.00	142.11	142.11

	BEGINNING BALANCE	TOTAL DEBITS	TOTAL CREDITS	ENDING BALANCE	AVERAGE DAILY BALANCE
27 -000-1042 CASH IN TEXAS CL	7,175.00	14.78	14.78CR	7,175.00	7,175.00
FUND 27 TOTAL	7,317.11	14.78	14.78CR	7,317.11	7,317.11
LIBRARY-MEMORIAL FUND					
28 -000-1030 CASH IN BANK	495.50	1,000.00	1,486.30CR	9.20	208.48CR
28 -000-1040 CASH IN TEXPOOL	7,876.40	975.10	1,920.00CR	6,931.50	7,940.90
28 -000-1042 CASH IN TEXAS CL	52,042.18	107.27	0.00	52,149.45	52,045.76
FUND 28 TOTAL	60,414.08	2,082.37	3,406.30CR	59,090.15	59,778.18
RECORDS MGT- COUNTY CLERK					
29 -000-1030 CASH IN BANK	54.84	6,460.00	1,414.97CR	5,099.87	2,517.31
29 -000-1040 CASH IN TEXPOOL	0.00	0.00	0.00	0.00	0.00
29 -000-1042 CASH IN TEXAS CL	106,426.50	219.33	0.00	106,645.83	106,433.81
FUND 29 TOTAL	106,481.34	6,679.33	1,414.97CR	111,745.70	108,951.12
RECORDS MGT - COUNTY					
30 -000-1030 CASH IN BANK	70.78	699.00	0.95CR	768.83	111.89
30 -000-1040 CASH IN TEXPOOL	0.00	0.00	0.00	0.00	0.00
30 -000-1042 CASH IN TEXAS CL	2,836.09	5.84	0.00	2,841.93	2,836.28
FUND 30 TOTAL	2,906.87	704.84	0.95CR	3,610.76	2,948.17
RECORDS MGT - DIST CLERK					
31 -000-1030 CASH IN BANK	415.56	0.00	380.84CR	34.72	148.97
31 -000-1040 CASH IN TEXPOOL	0.00	0.00	0.00	0.00	0.00
31 -000-1042 CASH IN TEXAS CL	11,900.00	24.49	24.49CR	11,900.00	11,900.00
FUND 31 TOTAL	12,315.56	24.49	405.33CR	11,934.72	12,048.97
SECURITY FUND					
32 -000-1030 CASH IN BANK	214.02	1,518.35	1,674.07CR	58.30	18.06CR
32 -000-1040 CASH IN TEXPOOL	0.00	0.00	0.00	0.00	0.00
32 -000-1042 CASH IN TEXAS CL	2,600.00	5.38	5.38CR	2,600.00	2,600.00
FUND 32 TOTAL	2,814.02	1,523.73	1,679.45CR	2,658.30	2,581.94
CHILD ABUSE PREVENTION					
34 -000-1030 CASH IN BANK	1,043.44	0.00	0.00	1,043.44	1,043.44

	BEGINNING BALANCE	TOTAL DEBITS	TOTAL CREDITS	ENDING BALANCE	AVERAGE DAILY BALANCE
4 -000-1042 CASH IN TEXAS CL	0.00	0.00	0.00	0.00	0.00
FUND 34 TOTAL	1,043.44	0.00	0.00	1,043.44	1,043.44
<b>HILD WELFARE</b>					
5 -000-1030 CASH IN BANK	88.51	0.23	0.00	88.74	88.52
5 -000-1040 CASH IN TEXPOOL	0.00	0.00	0.00	0.00	0.00
5 -000-1042 CASH IN TEXAS CL	8,018.14	16.53	0.00	8,034.67	8,018.69
FUND 35 TOTAL	8,106.65	16.76	0.00	8,123.41	8,107.21
<b>ISTORICAL COMMISSION</b>					
6 -000-1030 CASH IN BANK	5.62	0.01	0.00	5.63	5.62
6 -000-1040 CASH IN TEX POOL	0.00	0.00	0.00	0.00	0.00
6 -000-1042 CASH IN TEXAS CL	33,170.62	68.36	0.00	33,238.98	33,172.90
FUND 36 TOTAL	33,176.24	68.37	0.00	33,244.61	33,178.52
<b>EDIATION FUND</b>					
7 -000-1030 CASH IN BANK	1,450.00	0.00	0.00	1,450.00	1,450.00
7 -000-1042 CASH IN TEXAS CL	0.00	0.00	0.00	0.00	0.00
FUND 37 TOTAL	1,450.00	0.00	0.00	1,450.00	1,450.00
<b>RIDGE REPLACEMENT</b>					
9 -000-1030 CASH IN BANK	25.00	0.00	0.00	25.00	25.00
9 -000-1042 CASH IN TEXAS CL	136,168.20	280.61	0.00	136,448.81	136,177.55
FUND 39 TOTAL	136,193.20	280.61	0.00	136,473.81	136,202.55
<b>IGHWAY</b>					
0 -000-1030 CASH IN BANK	7,189.36	47,468.75	25,000.00CR	29,658.11	31,208.46
0 -000-1042 CASH IN TEXAS CL	0.00	0.00	0.00	0.00	0.00
FUND 40 TOTAL	7,189.36	47,468.75	25,000.00CR	29,658.11	31,208.46
<b>OAD &amp; BRIDGE GEN NO. 1</b>					
1 -000-1030 CASH IN BANK	3,915.42	34,616.80	37,554.61CR	977.61	3,611.67
1 -000-1040 CASH IN TEX POOL	15,654.30	30.64	0.00	15,684.94	15,655.32
1 -000-1042 CASH IN TEXAS CL	268,539.99	528.81	20,000.00CR	249,068.80	256,557.62
FUND 41 TOTAL	288,109.71	35,176.25	57,554.61CR	265,731.35	275,824.61

	BEGINNING BALANCE	TOTAL DEBITS	TOTAL CREDITS	ENDING BALANCE	AVERAGE DAILY BALANCE
<b>ROAD &amp; BRIDGE GEN NO. 2</b>					
42 -000-1030 CASH IN BANK	1,540.09	55,000.00	55,925.12CR	614.97	2,622.37CR
42 -000-1040 CASH IN TEXPOOL	15,901.02	31.14	0.00	15,932.16	15,902.06
42 -000-1042 CASH IN TEXAS CL	278,395.31	519.40	55,000.00CR	223,914.71	251,912.62
FUND 42 TOTAL	295,836.42	55,550.54	110,925.12CR	240,461.84	265,192.31
<b>ROAD &amp; BRIDGE GEN NO. 3</b>					
43 -000-1030 CASH IN BANK	415.18	25,000.00	24,673.78CR	741.40	1,821.69CR
43 -000-1040 CASH IN TEX POOL	24,994.25	48.91	0.00	25,043.16	24,995.88
43 -000-1042 CASH IN TEXAS CL	196,934.03	386.38	25,000.00CR	172,320.41	187,446.91
FUND 43 TOTAL	222,343.46	25,435.29	49,673.78CR	198,104.97	210,621.10
<b>ROAD &amp; BRIDGE GEN NO. 4</b>					
44 -000-1030 CASH IN BANK	1,361.41	247,000.00	247,911.59CR	449.82	3,227.99CR
44 -000-1040 CASH IN TEX POOL	15,183.31	29.74	0.00	15,213.05	15,184.30
44 -000-1042 CASH IN TEXAS CL	371,529.88	579.40	247,000.00CR	125,109.28	280,649.19
FUND 44 TOTAL	388,074.60	247,609.14	494,911.59CR	140,772.15	292,605.50
<b>ROAD &amp; BRIDGE LATERAL RD</b>					
45 -000-1030 CASH IN BANK	5,224.36	0.00	2,347.18CR	2,877.18	3,581.33
45 -000-1042 CASH IN TEXAS CL	0.00	0.00	0.00	0.00	0.00
FUND 45 TOTAL	5,224.36	0.00	2,347.18CR	2,877.18	3,581.33
<b>PCT#1 EQUIPMENT REPLACMNT</b>					
50 -000-1030 CASH IN BANK	0.72	0.00	0.00	0.72	0.72
50 -000-1040 CASH IN TEX POOL	0.00	0.00	0.00	0.00	0.00
50 -000-1042 CASH IN TEXAS CL	1,454.86	3.00	0.00	1,457.86	1,454.96
FUND 50 TOTAL	1,455.58	3.00	0.00	1,458.58	1,455.68
<b>PCT#2 EQUIPMENT REPLACMNT</b>					
51 -000-1030 CASH IN BANK	0.09	27,700.00	30,016.81CR	2,316.72CR	6,610.47CR
51 -000-1040 CASH IN TEX POOL	0.00	0.00	0.00	0.00	0.00
51 -000-1042 CASH IN TEXAS CL	27,785.19	17.50	27,700.00CR	102.69	8,395.77
FUND 51 TOTAL	27,785.28	27,717.50	57,716.81CR	2,214.03CR	1,785.30

	BEGINNING BALANCE	TOTAL DEBITS	TOTAL CREDITS	ENDING BALANCE	AVERAGE DAILY BALANCE
--	-------------------	--------------	---------------	----------------	-----------------------

CT#3 EQUIPMENT REPLACMNT

2 -000-1030	9.30	0.02	0.00	9.32	9.30
2 -000-1040	0.00	0.00	0.00	0.00	0.00
2 -000-1042	3,134.13	6.47	0.00	3,140.60	3,134.35
<b>FUND 52 TOTAL</b>	<b>3,143.43</b>	<b>6.49</b>	<b>0.00</b>	<b>3,149.92</b>	<b>3,143.65</b>

CT#4 EQUIPMENT REPLACMNT

3 -000-1030	29.10	0.07	0.00	29.17	29.10
3 -000-1040	0.00	0.00	0.00	0.00	0.00
3 -000-1042	115,751.15	238.52	0.00	115,989.67	115,759.10
<b>FUND 53 TOTAL</b>	<b>115,780.25</b>	<b>238.59</b>	<b>0.00</b>	<b>116,018.84</b>	<b>115,788.20</b>

ONSTRUCTION GRANTS

5 -000-1030	5,569.00CR	5,225.00	0.00	344.00CR	3,653.17CR
5 -000-1042	0.00	0.00	0.00	0.00	0.00
5 -000-1050	0.00	0.00	0.00	0.00	0.00
<b>FUND 55 TOTAL</b>	<b>5,569.00CR</b>	<b>5,225.00</b>	<b>0.00</b>	<b>344.00CR</b>	<b>3,653.17CR</b>

HANDONED MOTOR VEHICLE

7 -000-1030	9.99	0.00	76.50CR	66.51CR	43.56CR
7 -000-1040	0.00	0.00	0.00	0.00	0.00
7 -000-1042	0.00	0.00	0.00	0.00	0.00
7 -000-1055	4,338.79	0.00	0.00	4,338.79	4,338.79
<b>FUND 57 TOTAL</b>	<b>4,348.78</b>	<b>0.00</b>	<b>76.50CR</b>	<b>4,272.28</b>	<b>4,295.23</b>

OASTAL PROTECTION

2 -000-1030	1,476.86	31,716.23	33,000.00CR	193.09	10,722.25
2 -000-1042	570,770.13	34,187.53	0.00	604,957.66	577,409.71
<b>FUND 72 TOTAL</b>	<b>572,246.99</b>	<b>65,903.76</b>	<b>33,000.00CR</b>	<b>605,150.75</b>	<b>588,131.96</b>

IRPORT

0 -000-1030	80.42	0.20	16.00CR	64.62	77.23
0 -000-1032	0.00	0.00	0.00	0.00	0.00
0 -000-1040	0.00	0.00	0.00	0.00	0.00
0 -000-1042	36,217.27	74.66	0.00	36,291.93	36,219.76
<b>FUND 80 TOTAL</b>	<b>36,297.69</b>	<b>74.86</b>	<b>16.00CR</b>	<b>36,356.55</b>	<b>36,296.99</b>

	BEGINNING BALANCE	TOTAL DEBITS	TOTAL CREDITS	ENDING BALANCE	AVERAGE DAILY BALANCE
<b>JAIL COMMISSARY</b>					
81 -000-1030	3,537.67	8.60	383.76CR	3,162.51	3,382.30
81 -000-1040	0.00	0.00	0.00	0.00	0.00
81 -000-1042	0.00	0.00	0.00	0.00	0.00
<b>FUND 81 TOTAL</b>	<b>3,537.67</b>	<b>8.60</b>	<b>383.76CR</b>	<b>3,162.51</b>	<b>3,382.30</b>
<b>STATE FEES</b>					
88 -000-1030	72,800.15	38,604.95	14,621.12CR	96,783.98	85,188.88
88 -000-1042	0.00	0.00	0.00	0.00	0.00
<b>FUND 88 TOTAL</b>	<b>72,800.15</b>	<b>38,604.95</b>	<b>14,621.12CR</b>	<b>96,783.98</b>	<b>85,188.88</b>
<b>TRUST INVESTMENT</b>					
89 -000-1020	0.00	0.00	0.00	0.00	0.00
89 -000-1030	0.00	0.00	0.00	0.00	0.00
89 -000-1040	28,382.31	55.50	0.00	28,437.81	28,384.16
89 -000-1042	3,557.97	7.34	0.00	3,565.31	3,558.21
89 -000-1060	0.00	0.00	0.00	0.00	0.00
<b>FUND 89 TOTAL</b>	<b>31,940.28</b>	<b>62.84</b>	<b>0.00</b>	<b>32,003.12</b>	<b>31,942.37</b>
<b>DISTRICT CLERK RESRV ACCT</b>					
90 -000-1030	108,578.48	0.00	0.00	108,578.48	108,578.48
90 -000-1035	0.00	0.00	0.00	0.00	0.00
90 -000-1040	0.00	0.00	0.00	0.00	0.00
90 -000-1042	0.00	0.00	0.00	0.00	0.00
<b>FUND 90 TOTAL</b>	<b>108,578.48</b>	<b>0.00</b>	<b>0.00</b>	<b>108,578.48</b>	<b>108,578.48</b>
<b>FLOOD CONTROL - JC DRAIN</b>					
92 -000-1030	0.00	9,424.71	9,424.71CR	0.00	6,283.14
92 -000-1040	0.00	0.00	0.00	0.00	0.00
92 -000-1042	0.00	0.00	0.00	0.00	0.00
<b>FUND 92 TOTAL</b>	<b>0.00</b>	<b>9,424.71</b>	<b>9,424.71CR</b>	<b>0.00</b>	<b>6,283.14</b>
<b>REPORT TOTALS</b>	<b>10,276,361.73</b>	<b>1,309,984.98</b>	<b>1,847,252.96CR</b>	<b>9,739,093.75</b>	<b>10,058,541.68</b>



**INVESTMENTS**

*TexPool*

FUND	NAME	ACCT #	BALANCE	INTEREST	DEPOSIT	WITHDRAW	BALANCE
41	Road & Bridge Precinct #1	1100	15,654.30	30.64			15,684.94
42	Road & Bridge Precinct #2	1200	15,901.02	31.14			15,932.16
43	Road & Bridge Precinct #3	1300	24,994.25	48.91			25,043.16
44	Road & Bridge Precinct #4	1400	15,183.31	29.74			15,213.05
10	General	1500	256,800.57	502.59			257,303.16
28	Library - Memorial Fund	2800	7,876.40	15.10		960.00	6,931.50
89	Rojas Seizure	7210	11,367.82	22.25			11,390.07
89	Binning Heirs Trust Cause #4563	7406	2,315.91	4.50			2,320.41
89	Cordele Church & Cemetery	7502	5,797.98	11.37			5,809.35
89	Callis Receivership	7504	8,900.60	17.38			8,917.98

**TOTAL IN TEXPOOL**

Standard & Poor Global rating  
AVERAGE INTEREST RATE

<b>364,792.16</b>	<b>713.62</b>	<b>0.00</b>	<b>960.00</b>	<b>364,545.78</b>
AAAm				AAAm
2.4005%				2.3812%

**Texas CLASS**

10	General	0001	5,954,472.77	12,243.44	55,399.91	300,000.00	5,722,116.12
12	Permanent Improvement	0012	905,812.82	1,866.75			907,679.57
15	Commissary Telephone	0015	51,700.00	106.44		106.44	51,700.00
17	District Attorney Hot Check	0017	7,200.00	14.82		14.82	7,200.00
19	Forfeiture - District Attorney	0019	302,323.58	622.41		1,600.00	301,345.99
21	Forfeiture - Sheriff	0021	53,177.54	109.61			53,287.15
23	Technology	0023	98.00	0.25		0.25	98.00
25	Juvenile Probation Grants	0025	52,161.16	107.51			52,268.67
26	Law Library	0026	8,300.00	17.11		17.11	8,300.00
27	LEOSE	0027	7,175.00	14.78		14.78	7,175.00
28	Library - Memorial Fund	0028	52,042.18	107.27			52,149.45
29	Records Management - County Clerk	0029	106,426.50	219.33			106,645.83
30	Records Management - County	0030	2,836.09	5.84			2,841.93
31	Records Management - District Clerk	0031	11,900.00	24.49		24.49	11,900.00
32	Security	0032	2,600.00	5.38		5.38	2,600.00
35	Child Welfare	0035	8,018.14	16.53			8,034.67
36	Historical Commission	0036	33,170.62	68.36			33,238.98
39	Bridge Replacement	0039	136,168.20	280.61			136,448.81
41	Road & Bridge Precinct #1	0041	268,539.99	528.81		20,000.00	249,068.80
42	Road & Bridge Precinct #2	0042	278,395.31	519.40		55,000.00	223,914.71
43	Road & Bridge Precinct #3	0043	196,934.03	386.38		25,000.00	172,320.41

INVESTMENTS

TexPool

FUND	NAME	ACCT #	BALANCE	INTEREST	DEPOSIT	WITHDRAW	BALANCE
44	Road & Bridge Precinct #4	0044	371,529.88	579.40		247,000.00	125,109.28
50	Road & Bridge Precinct #1 Equipment Replacement	0050	1,454.86	3.00			1,457.86
51	Road & Bridge Precinct #2 Equipment Replacement	0051	27,785.19	17.50		27,700.00	102.69
52	Road & Bridge Precinct #3 Equipment Replacement	0052	3,134.13	6.47			3,140.60
53	Road & Bridge Precinct #4 Equipment Replacement	0053	115,751.15	238.52			115,989.67
72	Coastal Impact Assistance	0072	570,770.13	1,187.53	33,000.00		604,957.66
80	Airport	0080	36,217.27	74.66			36,291.93
89	S. McGinnis DA Seizure	0189	3,557.97	7.34			3,565.31
89	Mendoza SO Seizure	2389	0.00				0.00

<b>TOTAL IN TEXAS CLASS</b>			<b>9,569,652.51</b>	<b>19,379.94</b>	<b>88,399.91</b>	<b>676,483.27</b>	<b>9,000,949.09</b>
Standard & Poor Global rating			AAA+M				AAA+M
AVERAGE INTEREST RATE			2.5600%				2.5000%

10	Transfer Station Certificate of Deposit	Prosperity	18,124.80	34.26			18,159.06
	INTEREST RATE		0.7500%				1.5100%
10	Depository Money Market	Prosperity	75,804.22	125.86			75,930.08
	AVERAGE INTEREST RATE		0.9000%				2.0400%

	Depository Bank Account Interest	Prosperity		453.94			
	Cafeteria (Flexible Spending) Account	Prosperity	29,215.27			2,584.97	26,630.30

This report is presented in accordance with provisions of Texas Government Code §2256.023, the Public Funds Investment Act. The investments held in the Jackson County portfolio comply with the Public Funds Investment Act and the County's investment policy and strategies.

This report is true and correct to the best of my knowledge and belief according to the records of this office.

*Mary Horton*

Mary Horton, CCT, CIO



# Pledge Security Listing

June 30, 2019

ID	CUSIP	Description	Safekeeping Location	Safekeeping Receipt	Coupon	Maturity Date	Call Date	Moody	S&P	Fitch	ASC 320	Face Amount	Current Par	Current Book Value	Market Value	Gain(Loss)
4954	31418CSG0	FNMA #MA3218	FHLB		3.00	12/01/2032		AAA	AA+	AAA	HTM	4,000,000	3,220,998.12	3,300,087.68	3,285,418.08	(14,669.60)
4992	3128MIX57	FHLMC #G18699	FHLB		4.00	06/01/2033		AAA	AA+	AAA	HTM	4,000,000	3,311,990.04	3,404,443.44	3,436,189.67	31,746.23
<b>Total for JACKSON COUNTY</b>												<b>6,704,531.12</b>	<b>6,721,607.75</b>	<b>17,076.63</b>		

Although the information in this report has been obtained from sources believed to be reliable, its accuracy cannot be guaranteed.